



SAFE & EASY OPERATION

- Auto or Manual Operated
Provides Flexible Operation
- Emergency Stop Button in case of
Emergency Arises
- User Friendly Control Panel
- Easy Removal Wash Arms for
Daily Cleaning
- Front Loaded Electrical Panel for
Easy Maintenance and Repairs
- Limit Switch Prevents Damages on
Conveyor Motor
- Built-in Detergent and Rinse Additive
Injection Point



ASSURANCE ON CLEANING & SANITIZING RESULTS

- ABB Wash Motor
- Powerful Wash Pump Motor Ensures Good Cleaning Effect
- Durable Curtains to Prevent Splash Over
- Special Designed Wash and Rinse Jets for Better Results
- 7.5 Kw Wash Tank Heater and 18 Kw x 2 Booster Heater Ensure
Temperature Consistency





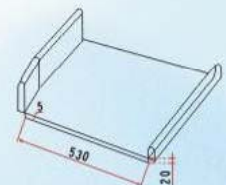
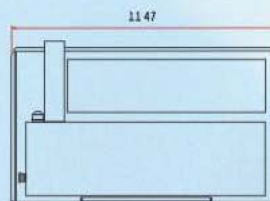
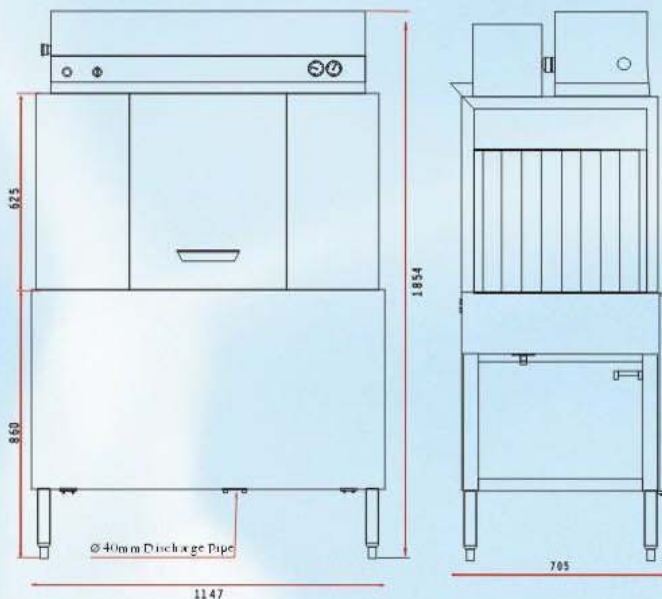
GLOBAL-TEK SINGLE TANK CONVEYOR TYPE DISH WASHER GT-CR1



SPECIAL DESIGN & STRUCTURE

- Sus 304 1.5mm Stainless Steel Constructed, Durable and Reliable
- Over-loaded Protection on Wash Motor
- High Quality Conveyor Motor
- Safety Device on Door to Prevent Sudden Door Opening During Operation
- Maximum Wash Speed of 200 Racks per Hour
- Automatic Control Wash Time to Save Energy

Dimension(WxDxH)mm	1147×705×1854
Maximum Wash Speed	200 Racks/hour
Maximum Wash Height	450mm
Rack Size	500×500mm
Heating Mode	Electric Heating
Wash Tank Capacity	87 liters
Power Source	47Kw 380V/50Hz/3ph
Power of Wash Pump(HP)	2
Wash Tank Heater (Kw)	7.5
Booster Heater(Kw)	18×2
Water Supply Pressure	0.2 kg/cm2
Water Consumption Per Rack	2.0 liters
Max Water Consumption/hr	400 liters
Feed Water Temperature	10-60°C
Inlet Pipe Diameter	19 mm
Discharge Pipe Diameter	40 mm
Net Weight	236 kg



GLOBALTECH HYGIENE SDN BHD

120, Jalan PP 1/4, Taman Putra Prima, 47100 Puchong, Selangor Malaysia.
Email: enquiry@global-tek.com.my Website: www.global-tek.com.my